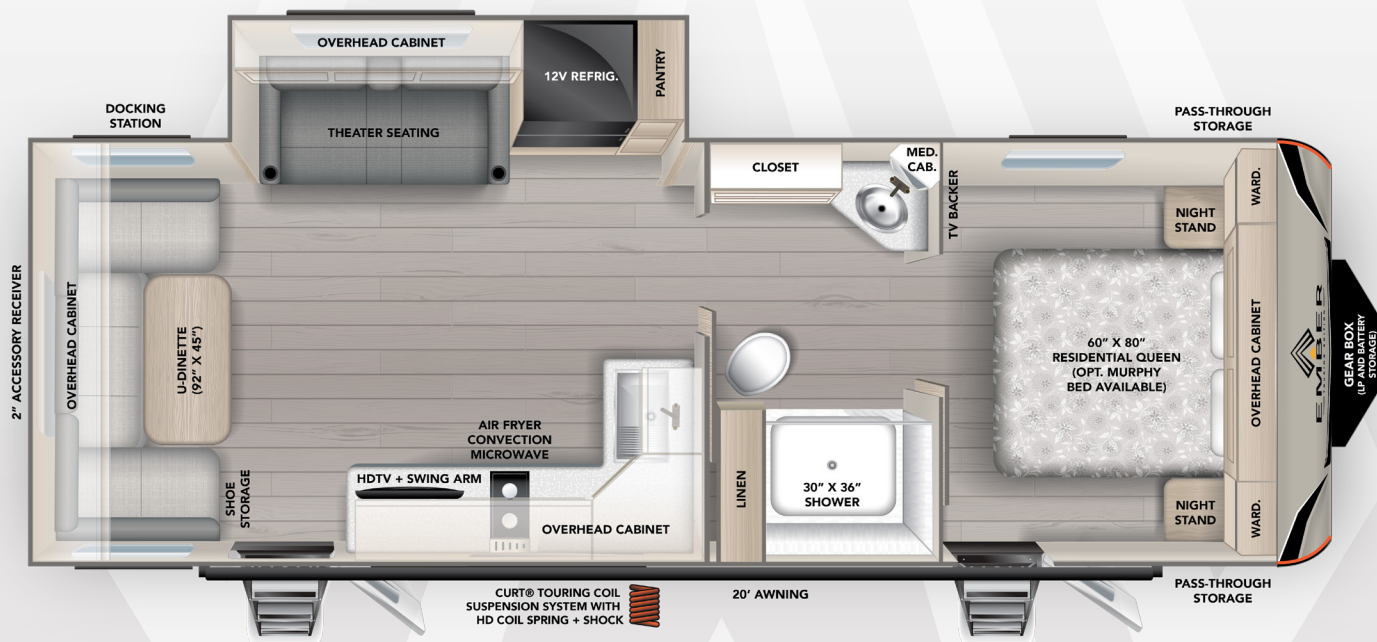


2500RDL

SPECIFICATIONS
2500RDL
LENGTH
TBD
HEIGHT
11'4"
DRY WEIGHT
TBD
HITCH WEIGHT
TBD
KEY FEATURES



- CURT Touring Coil Suspension System with Heavy-Duty Coil Spring and Shock Absorber at Each Wheel (50% Less Road Shock!)
- Auto-Leveling and Stabilization System
- 18,000 BTU Chill Cube A/C (Largest Single A/C in Class) with Heat Pump and Remote
- Goodyear Endurance® Tires (Load Range E)
- Laminated Azdel Onboard® Composite Walls
- Best-in-Class 82" Ceiling Height
- Walk-around True Residential Queen Size 60" x 80" Front Bed (vs. "RV Queen")
- Massive U-Dinette Booth (92" X 45") provides Dining, Sleeping, and Storage Space
- Evermore™ Composite Floor with Congoleum® DiamondFlor® "Carpetless" Interior
- Standard Wall-hugger Theater Seating
- Air Fryer Convection Microwave
- Solid Surface Countertops with Stainless Steel Sinks (Kitchen and Bath)
- EmberLink™ "Smart RV" system controls Slide Room, Awning, and Lighting
- XL 55 gal. Fresh, 35 gal. Gray & Black Tanks
- Off-grid Solar Package with 400W Rooftop Panels, 2000W Inverter, and Victron® MPPT Solar Controller with PV Disconnect
- Sleeps 2 - 4

STANDARDS

CONSTRUCTION

- Laminated Azdel Composite Walls
- Best-in-Class 82" Ceiling Height
- 5-Sided Aluminum Frame Construction
- Gel-coated Fiberglass Exterior
- Evermore™ Laminated Azdel Onboard® Composite Floor
- Fully Walkable Roof with One-piece Tufflex® PVC Roofing (Lifetime Warranty)
- **CURT Touring Coil Suspension System** with Heavy-Duty Coil Spring and Shock Absorber at Each Wheel
- **Upgraded Plumbing:** Water Management System, Prefabricated Flex Hoses, PEX Specialty Connectors, & Inline Shut-off Valves at all Faucets and Toilet

EXTERIOR

- Dual-Pane Acrylic **Caravan Windows** with Integrated Thermal Shades/Screens
- Goodyear Endurance® Load Range E Tires (including spare; Made in the USA!) 
- Blacked-out Aluminum Rims
- Self-Adjusting Electric Brakes
- TireLinc® Pro Tire Pressure Monitoring System (TPMS)
- MORryde StepAbove® Steps with Safe-T-Rail® entry handle (Made in the USA) 
- Slam-Latch Baggage Doors
- Electric Awning with Dimmable LED Light
- Front Electric Tongue Jack with LED Light
- Built-In 7-Way Cable Holder
- High-Visibility LED Exterior Lighting
- Back-Up Lighting
- Fully-Enclosed Radiant Barrier Underbelly
- XL Fresh Water Tank (55 gallons)
- 12V Tank Heaters
- Dual 20# LP Tanks (40# total capacity)
- LP Quick Connect
- 30 Amp Service
- Detachable Shore Power Cord
- Battery Disconnect
- Outside Shower
- Black Tank Flush
- 30" Friction Hinge Entrance Door with Thinshade™ Window Shade and Screen Shot™ Screen Door

- Frame-Integrated Rear 2" Accessory Receiver (300# capacity)
- Repositionable/Telescoping Roof Ladder + Rear-Mounted Bracket
- Winegard Air 360+ Omnidirectional Antenna (Wi-Fi/LTE Prep)
- Keyed-Alike™ Locking System (N/A Bar-V Door)
- 360 Siphon® Roof Vent Caps
- Coiled Break-Away Cable
- Sewer Hose Caddy
- **PREPPED FOR:** Side Solar Port, Rear/Side Observation Camera, Washer/Dryer (EmberTrack-equipped models), Slide Topper, and Starlink cable

INTERIOR

- **18,000 BTU Chill Cube Air Conditioner** (Largest Single A/C in Class) with Heat Pump and Remote Control
- 60" x 80" Residential-Sized Queen Bed with USB-A/C and 120V Powered Cubbies with LED Night Lights on Each Side
- **EmberLink™** Smart RV Control System
- 10.6 cu. ft. 12V Refrigerator
- Air Fryer Convection Microwave
- 32" Smart HDTV
- **Aurora Décor** with Painted Hardwood Doors and Drawers in Kitchen and Bath
- Hardwood Maple Cabinet Doors with Hidden Hinges
- Soft Close Maple Hardwood Drawers
- 12V Multi-speed Fan (Main Room)
- **Solid Surface Countertops** with Stainless Steel Sinks (Kitchen and Bath)
- Dual-burner LP Cooktop
- Showermi\$er™ Fresh Water Saver
- Dimmable Interior LED Lighting
- Congoleum® DiamondFlor® "Carpetless" Interior
- Tankless "On Demand" Water Heater
- Porcelain Foot-Flush Toilet
- 30K BTU Furnace
- Medicine Cabinet with LED Backlight
- Bathroom Skylight and 12V Fan
- Smoke/CO/LP Detectors
- Fire Extinguisher

OPTIONS

- **MANDATORY: Off-Grid Solar Package:** GoPower!® 400W Rooftop Solar Panel(s), 2000W Pure Sine Wave Inverter, and Victron® MPPT Solar Controller with Solar (PV) Disconnect
- **MANDATORY: Ground Control® Auto-Leveling and Stabilization System:** 5-point Automatic Leveling and Stabilization with "Smart" Remote Control
- **MANDATORY:** Tongue-Mounted, Powder-Coated Front **Aluminum Gear Box** with LP and Lockable Storage
- Wireless Side/Rear Observation Camera System with 12V Monitor
- Booth Dinette (in place of Theater Seating; 2200ETL)
- Murphy Bed (Residential Queen-sized Folding Mattress with Double Side-table Sofa below in place of fixed bed)
- 2nd 18k BTU Furrion Chill Cube A/C (in place of Bedroom 12V Multi-speed Fan)
- Slide Topper Awning
- **MAX SOLAR PACKAGE:** 3000W Victron® Inverter/Charger (in place of 2000W Inverter) with Cerbo GX Communication Center, 270Ah 12V Battle Born® Gamechanger® (LiFePO4) Battery, 1200W Roof-mounted Solar Panels, Three Victron® Bluetooth® MPPT Controllers, REDARC® DC to DC Trailer Battery Charger, PV and Cold-Weather Battery Disconnects, and Side Solar Port
- Additional 270Ah 12V Battle Born® Gamechanger Lithium-ion (LiFePO4) Battery

NOTES

