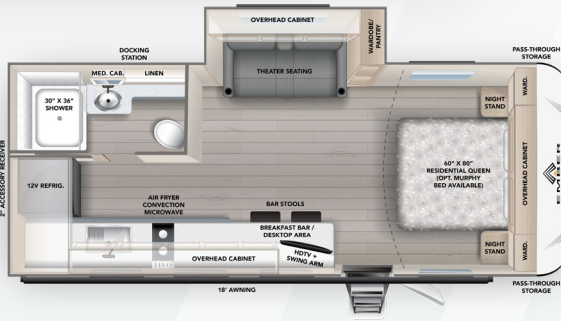




EMBER

RECREATIONAL VEHICLES

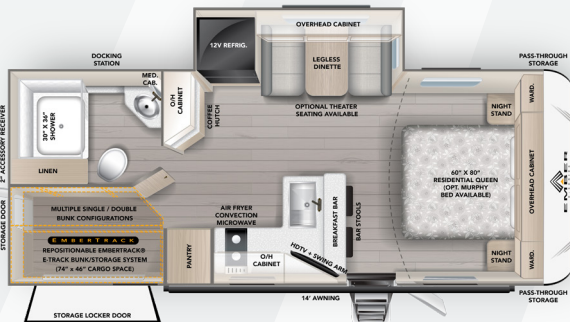
2026 E-SERIES TRAVEL TRAILERS



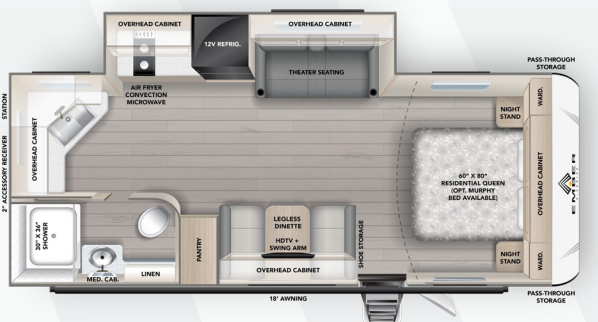
21RKE	LENGTH	HEIGHT	DRY WEIGHT	HITCH WEIGHT
	25'3"	11'2"	5,035 LBS	525 LBS



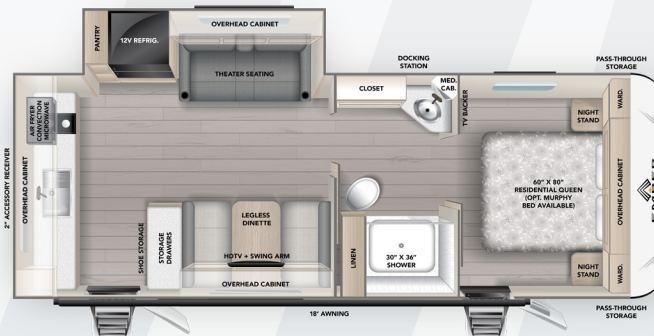
21FB	LENGTH	HEIGHT	DRY WEIGHT	HITCH WEIGHT
	25'11"	11'2"	5,110 LBS	550 LBS



22ETS	LENGTH	HEIGHT	DRY WEIGHT	HITCH WEIGHT
	27'1"	11'2"	5,330 LBS	610 LBS



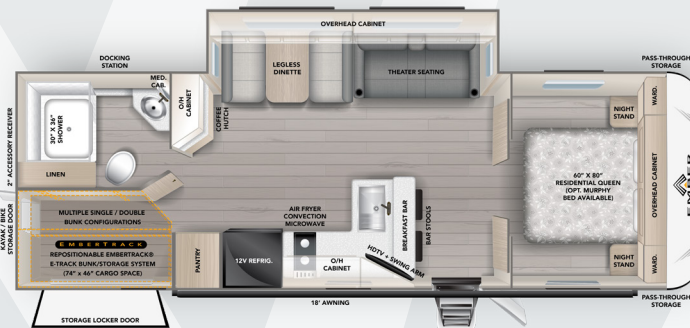
22MLQ	LENGTH	HEIGHT	DRY WEIGHT	HITCH WEIGHT
	27'1"	11'2"	5,225 LBS	575 LBS



24RLD	LENGTH	HEIGHT	DRY WEIGHT	HITCH WEIGHT
	28'7"	11'2"	5,600 LBS	630 LBS



25RUD	LENGTH	HEIGHT	DRY WEIGHT	HITCH WEIGHT
	30'1"	11'2"	5,640 LBS	690 LBS



26ETS	LENGTH	HEIGHT	DRY WEIGHT	HITCH WEIGHT
	31'7"	11'2"	6,100 LBS	670 LBS

TOP FEATURES:

- 18,000 BTU Max Cool "Whisper Quiet" A/C (Largest Single A/C in Class) with Remote Control
- 15" Goodyear Endurance® Tires (Load Range E, Made in the USA!)
- Laminated Azdel Onboard® Composite Walls
- Best-in-Class 82" Ceiling Height (More Overhead Storage)
- Walk-around True Residential Queen Size 60" x 80" Front Bed
- Congoleum® DiamondFlor® "Carpetless" Interior
- Air Fryer Convection Microwave
- EmberLink™ "Smart RV" System Controls Slides, Awning, and Lights
- XL 55 gal. Fresh, 35 gal. Gray (dual 35 gal. Gray on 24RLD, 25RUD, 26ETS) & 35 gal. Black Tanks
- Optional Off-Grid Solar Package: GoPower!® 400W Rooftop Solar Panel(s), 2000W Inverter, and Victron® MPPT Solar Controller


Please Note: Information on this flyer is the latest available at the time of publication approval. Ember Recreational Vehicles reserves the right to make changes and to discontinue models without notice or obligation. RVs built for sale in Canada may differ to conform to Canadian codes. EMBER is a registered trademark of Ember Recreational Vehicles, Inc. ©2025 EMBER RECREATIONAL VEHICLES, INC. REV250829





EXPLORE MORE AT EmberRV.com

STANDARDS

CONSTRUCTION

- Laminated Azdel Composite Walls
- Best-in-Class 82" Ceiling Height
- Aluminum-framed Sidewall Construction
- Gel-coated Fiberglass Exterior
- Aluminum-framed Laminated Floor
- Fully Walkable Roof with One-piece Tufflex® PVC Roofing (Lifetime Warranty)
- Dexter® Axles with E-Z Lube Hubs and Forward Self-Adjusting Electric Brakes 
- **Upgraded Plumbing:** Prefabricated Flex Hoses, PEX Specialty Connectors, & Inline Shut-off Valves at all Faucets and Toilet

EXTERIOR

- 15" Goodyear Endurance® Load Range E Tires (including spare; Made in the USA!) 
- Blacked-out Aluminum Rims
- Adjustable MORryde StepAbove® Steps 
- Slam-Latch Baggage Doors
- Electric Awning with Dimmable LED Light
- Front Electric Tongue Jack with LED Light and Built-In 7-Way Cable Holder
- Front and Rear Quick Drop™ Stabilizers
- High-Visibility LED Exterior Lighting
- Back-Up Lighting
- Fully-Enclosed Radiant Barrier Underbelly
- XL Fresh Water Tank (55 gallons)
- 12V Tank Heaters
- Dual 20# LP Tanks (40# total capacity)
- LP Quick Connect
- 30 Amp Service
- Detachable Shore Power Cord
- Battery Disconnect
- Outside Shower
- Black Tank Flush
- 30" Friction-Hinge Entrance Door
- Frame-Integrated Rear 2" Accessory Receiver (300# capacity)
- Repositionable/Telescoping Roof Ladder + Rear-Mounted Bracket
- Winegard Air 360+ Omnidirectional Antenna (Wi-Fi/LTE Prep)
- Keyed-Alike™ Locking System
- 360 Siphon® Roof Vent Caps
- Coiled Break-Away Cable
- Sewer Hose Caddy

- **PREPPED FOR:** Solar Upgrades (Side and Rooftop Solar Ports), Rear/Side Observation Camera, Tire Pressure Monitoring System (TPMS), Washer/Dryer (22ETS/26ETS), Inverter, Slide Topper, and Starlink cable

INTERIOR

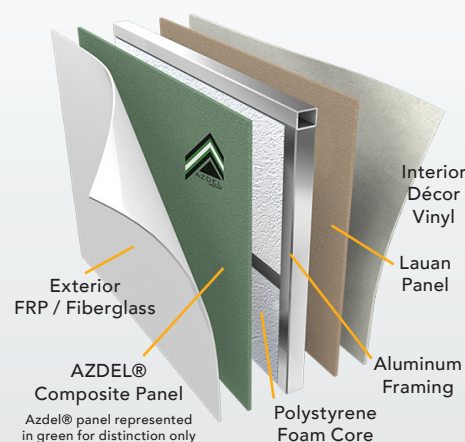
- **18,000 BTU Chill Cube** "Whisper Quiet" A/C (Largest Single A/C in Class)
- 60" x 80" Residential-Sized Queen Bed with USB-A, USB-C, and 120V Powered Cubbies with LED Lights on Each Side
- EmberLink™ Smart RV Control System
- 10.6 cu. ft. 12V Refrigerator
- Air Fryer Convection Microwave
- 32" Smart HDTV
- **Emersyn Décor** with Painted Hardwood Doors and Drawers in Kitchen and Bath
- Hardwood Cabinet Doors with Hidden Hinges
- Soft Close Maple Hardwood Drawers
- Roller Shades
- 12V Multi-speed Fan (Main Room)
- Seamless Countertops
- Stainless Steel Kitchen Sink with Pull-out Sprayer Faucet
- Dual-burner LP Cooktop
- Dimmable Interior LED Lighting
- Congoleum® DiamondFlor® "Carpetless" Interior

OPTIONS

- Wireless Side/Rear Observation Camera System with 12V Monitor
- Theater Seating (in place of Booth)
- Murphy Bed (Residential Queen-sized Folding Mattress with Double Side-table Sofa below)
- 2nd 18k BTU A/C (24RLD, 25RUD, 26ETS only)
- Slide Topper Awning
- Tire Pressure Monitoring System (TPMS)
- **Off-Grid Solar Package:** GoPower!® 400W Rooftop Solar Panel(s), 2000W Pure Sine Wave Inverter, and Victron® MPPT Solar Controller



FURRIONCHILL™
18K BTU "WHISPER QUIET"
CHILL® CUBE VARIABLE SPEED
ROOFTOP AIR CONDITIONER
LARGEST AIR CONDITIONING
SYSTEM IN OUR CLASS!



E-SERIES SIDEWALL CUT-AWAY
LAMINATED AZDEL ONBOARD®
COMPOSITE WALLS WITH
ALUMINUM FRAMING AND
GEL-COATED FIBERGLASS



NOTES